



**LIVE**

# Surgey

Dr. Jung Chul Park

2025.10.17 (FRI.)



**[Case Preview]**

Full-Case bright Implant Placement with DASK and Regeneration

# Patient Information

**Age** : 50

**Sex** : Male

## Chief Complaint

All my teeth feel loose, and it hurts when I bite down.

## Past Dental History

-N/S

## Present illness

-N/S

# Today's Surgery Plan

## Surgical Plan

- All teeth will be extracted.
- bright Tissue Level Implants will be placed, 7 in the maxilla and 6 in the mandible.
- Bone and soft tissue grafting will be performed using Regeneration Materials.

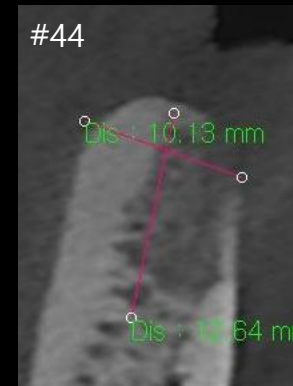


Pt. Kim (50/Male)

X-ray exam



Full-Case




Pt. Kim (50/Male)



# bright Implant

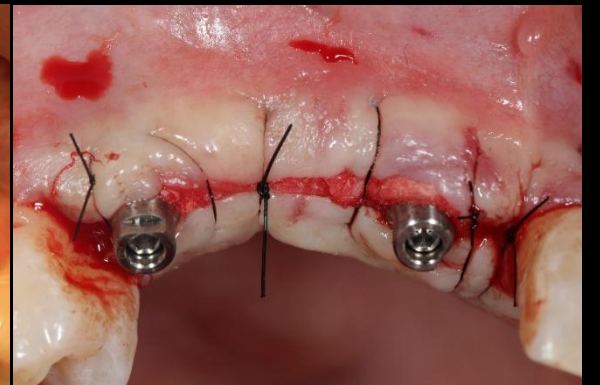
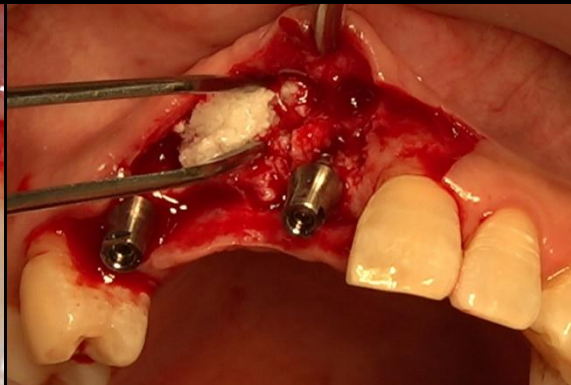
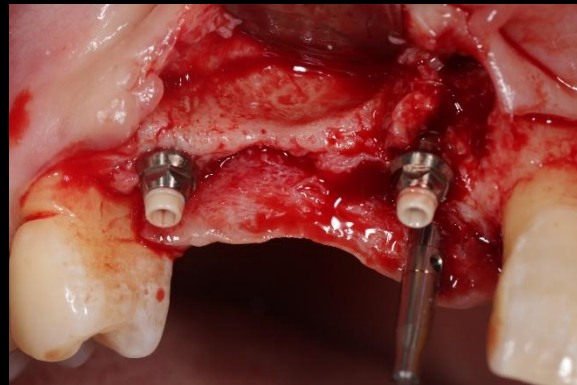
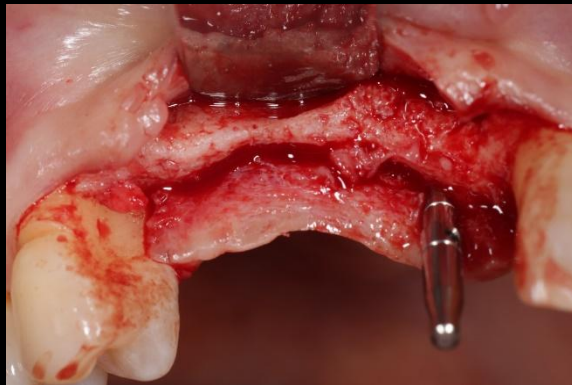
## Tissue Level

- **Narrow, Yet strong**
- **Ø3.8 Single Platform**
  - One Connection / One Prosthetic Line
- **20° External Tapered & External Hex**
- **Dome Shaped Body**




# OSTEON™ Xeno Collagen

- Ossification ability of Xeno graft
- Easy handling of collagenized bone graft
- Optimal collagen absorption speed




# Collagen Graft x1D

- Collagen Matrix
- Porcine Collagen
- For Soft Tissue Regeneration
- Open Membrane Technique



# Collagen Graft x2D

- Collagen Matrix
- Porcine Collagen
- For Soft Tissue Regeneration
- Open Membrane Technique



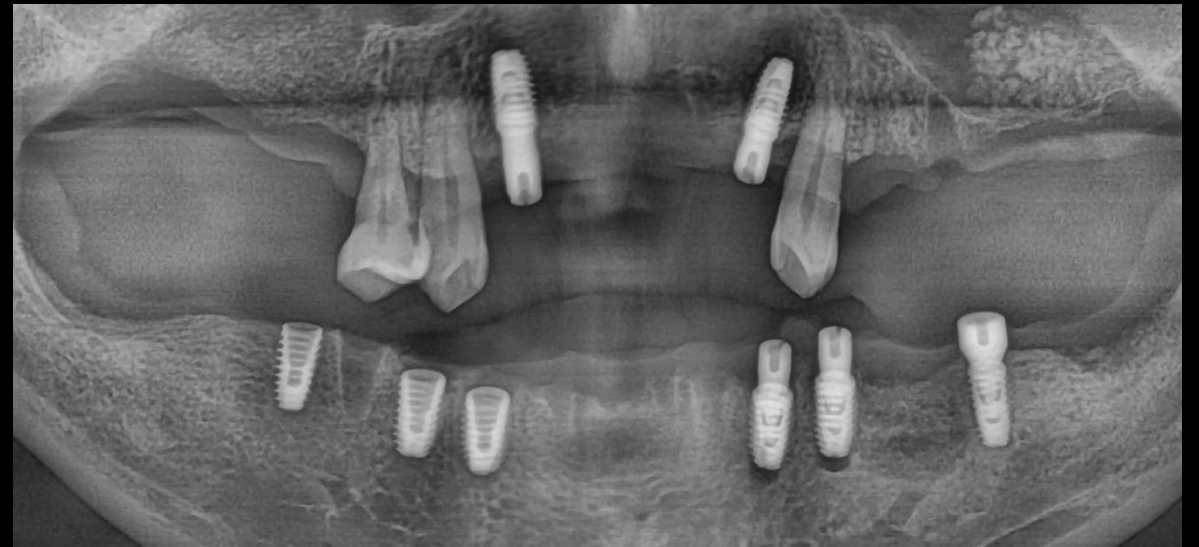
**Similar case**

**Full-Mouth bright Implant Installation**



**Similar case**

**Full-Mouth bright Implant Installation**



**Similar case**

**Full-Mouth bright Implant Installation**



